PRODUCT DATASHEET

BKG

Ceramic-housed wirewound power resistors

Product overview

Rated power

60 / 80 W

Resistance range

0.47 Ω–15 kΩ



Construction and installation

- 60 W and 80 W power ratings
- The N series is non-inductive
- Fit a heat sink as specified for operation

Applications

- Wind power generation
- Power distribution and load testing
- Inverter power supplies

Electrical specifications

Reference standard GB/T 5729-2003

Model	Rated power (W)	Resistance (Ω)	Tolerance	L (mm)	W (mm)
BKG	60	0.47–15 k	±5% (J) / ±10% (K)	80	40
BKG	80	0.47–15 k	±5% (J) / ±10% (K)	90	45

Outline and mounting dimensions

Dimensions in mm · Views not to scale

Top view

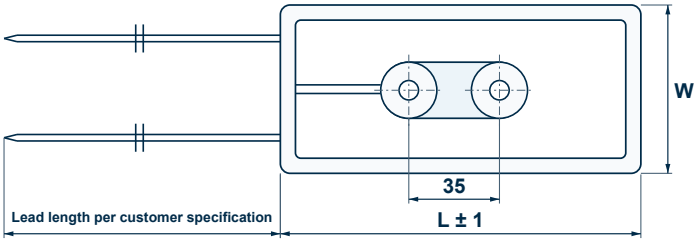

Section view

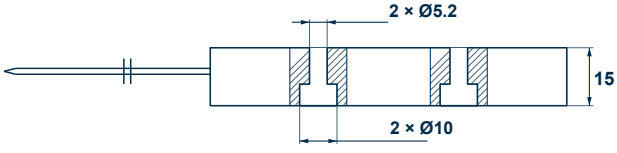

Power derating curve

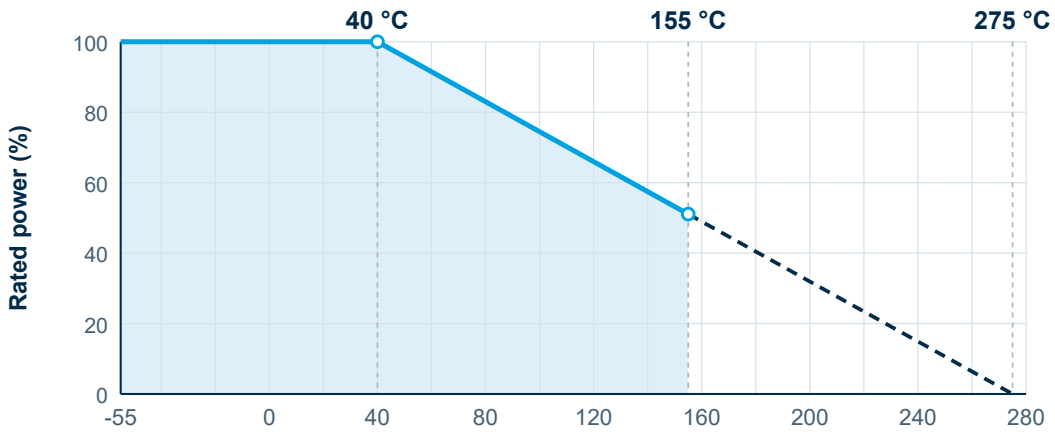

−55 – 40 °C	Rated power is 100% across this interval.
40 – 155 °C	Rated power decreases linearly as ambient temperature rises.
155 – 275 °C	The dashed extension reaches about 0% at 275 °C.

Inspection methods and requirements

Test item	Requirement	Test method
Terminal tensile strength	No mechanical damage	40 N, 30 s
Rapid temperature change	|ΔR| ≤ 1%R + 0.05 Ω	−55 °C / 125 °C, 30 min each, 5 cycles
Short-time overload	|ΔR| ≤ 1%R + 0.05 Ω	10 × P_n, 5 s
Steady-state damp heat	|ΔR| ≤ 1%R + 0.05 Ω	40 ± 2 °C, 93 ± 3% RH
Shock	|ΔR| ≤ 1%R + 0.05 Ω	50 g, 11 ms, 18 shocks
Vibration	|ΔR| ≤ 1%R + 0.05 Ω	10–1000 Hz, 0.75 mm, 200 m/s²
Insulation withstand voltage	No breakdown or flashover	2000 V AC, 1 min
Endurance	|ΔR| ≤ 5%R + 0.05 Ω	40 °C, P_n, 1000 h

P_n is rated power and ΔR is the change in resistance after the test.